


Performance Specifications

Model	SDS1022	SDS1102
Bandwidth	20MHz	100MHz
Sample Rate	100MS/s	1GS/s
Horizontal Scale (s/div)	5ns/div - 1000s/div, step by 1 - 2 - 5	2ns/div - 1000s/div, step by 1 - 2 - 5
Rise Time (at input, typical)	≤17.5ns	≤3.5ns
Channel	2	
Display	7" color LCD, 800 x 480 pixels	
Input Impedance	1MΩ ± 2%, in parallel with 20pF±5pF	
Channel Isolation	50Hz : 100 : 1, 10MHz : 40 : 1	
Max Input Voltage	400V (PK - PK) (DC+AC, PK - PK)	
DC Gain Accuracy	±3%	
Record Length	10K	
DC Accuracy (average)	Average≥16 : ±(3% reading + 0.05 div) for ΔV	
Probe Attenuation Factor	1X, 10X, 100X, 1000X	
LF Respond (AC, -3dB)	≥10Hz (at input, AC coupling, -3dB)	
Sample Rate / Relay Time Accuracy	±100ppm	
Interpolation	sin (x) / x	
Interval (ΔT) Accuracy (full bandwidth)	Single : ±(1 interval time + 100ppm x reading + 0.6ns), Average>16 : ±(1 interval time + 100ppm x reading + 0.4ns)	
Input Coupling	DC, AC, and GND	
Vertical Resolution (A/D)	8 bits (2 channels simultaneously)	
Vertical Sensitivity	5mV/div - 5V/div (at input)	
Trigger Type	Edge, Video	
Trigger Mode	Auto, Normal, and Single	
Trigger Level	±5 divisions from screen center	
Line / Field Frequency (video)	NTSC, PAL and SECAM standard	
Cursor Measurement	ΔV, and ΔT between cursors	
Automatic Measurement	Vpp, Vavg, RMS, Frequency, Period, Vmax, Vmin, Vtop, Vbase, Width, Overshoot, Pre-shoot, Rise time, Fall time, +Width, -Width, +Duty, -Duty, Delay A→B, Delay A→B, area, cycle area	
Waveform Math	+, -, x, ÷, invert, FFT	
Waveform Storage	16 waveforms	
Lissajous Figure	Bandwidth	Full bandwidth
	PhaseDifference	±3 degrees
Communication Interface	USB host, USB device	
Frequency Counter	available	
Power Supply	100V - 240V AC, 50/60Hz, CAT II	
Power Consumption	<15W	
Fuse	2A, T class, 250V	
Dimension (W x H x D)	301 x 152 x 70 mm	
Device Weight	1.10 kg	

Specifications subject to change without prior notice.

+ Accessories

The accessories subject to final delivery.



SDS1000 Series

Super- economical Type
Digital Storage Oscilloscope



- + Bandwidth : 20MHz - 100MHz
- + 2-Channel
- + Sample rate : 100MS/s - 1GS/s
- + Ultra-thin body
- + 7 inch high resolution LCD
- + SCPI, and LabVIEW supported

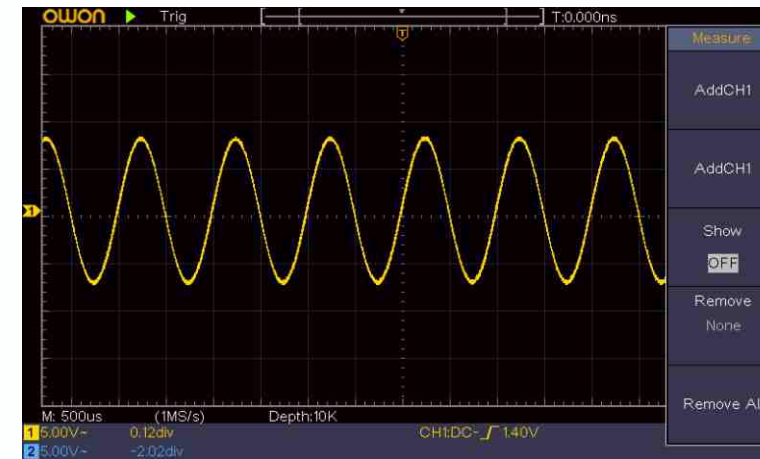
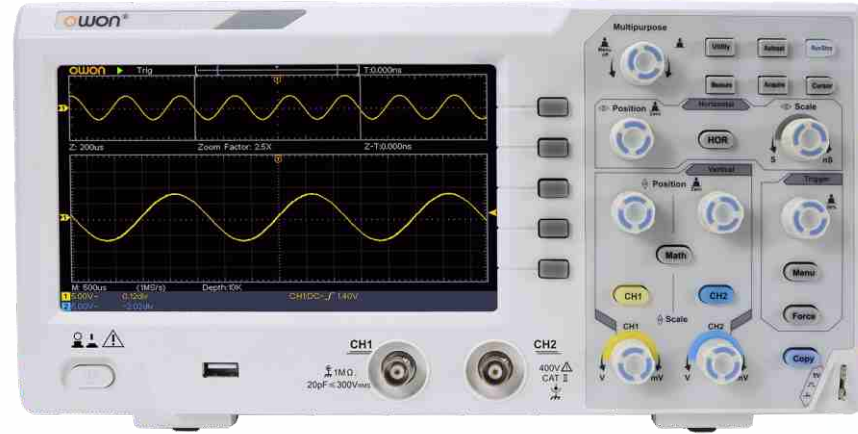
OWON[®] created by LILLIPUT[®]

Fujian Lilliput Optoelectronics Technology Co., Ltd.

The Mansion of Optoelectronics, Hengsan Road
Lantian Industrial Zone, Zhangzhou 363005 P.R. China

Tel : +86.592.257.5666 WWW.OWON.COM.CN

front-sided USB CI design, more friendly to save data

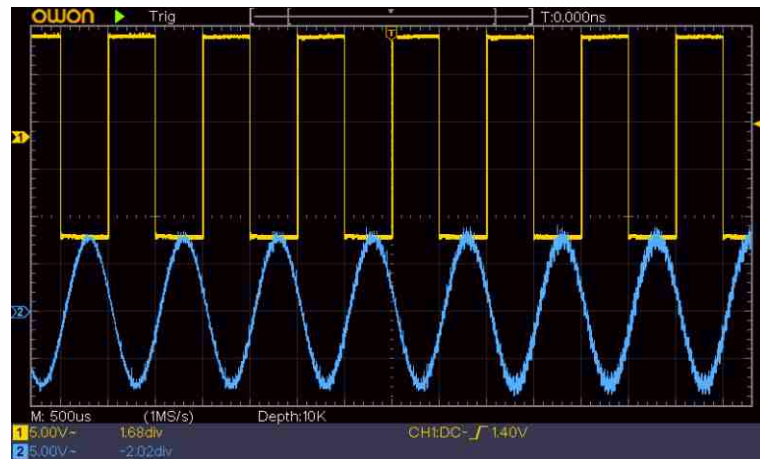


friendly UI interaction

easy-accessible operation menu gets you to the result conveniently

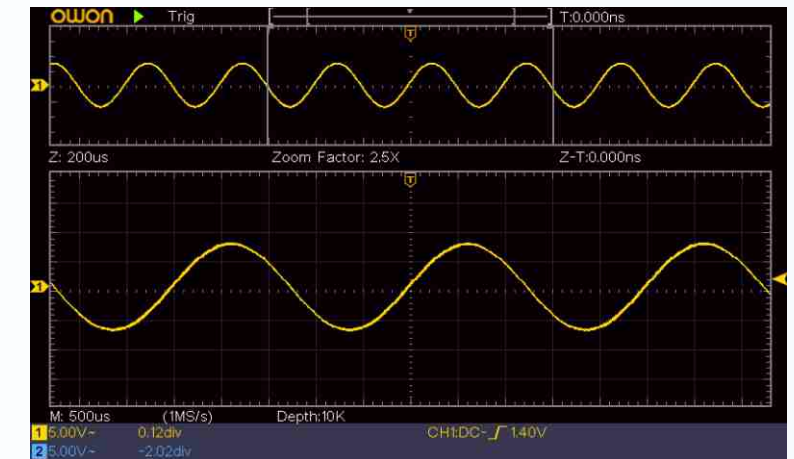
large display

7" high resolution LCD brings more waveform detail filling better visual effect.



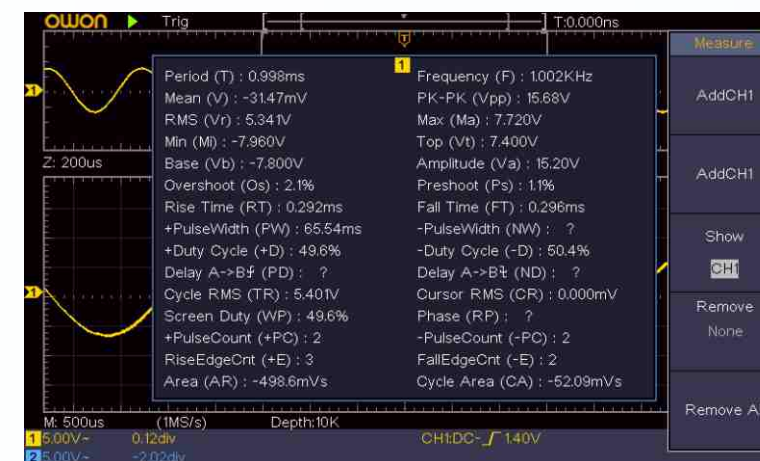
windows extension

the function facilitates the observation of abnormal signal from full waveform



ultra-thin device body, assures super portability

sided power socket better suit for industrial environment measurement



snapshot

one click, all measurement value comes from 30 auto-measurement options