

Insulation & Multifunction Tester(LCD)



CE

1152 MF



CE

1154 TMF

FEATURES

- Microprocessor-controlled.
- Automatic voltmeter AC/DC at Start/Reset.
- Auto range
- Auto off.
- Battery test.
- Battery test at switch ON/Reset.
- Safety voltmeter before each test.
- Auto discharge on all test and all ranges.
- Leads Auto-Null key.

SPECIAL FUNCTIONS

• DAR (Dielectric Absorption Ratio)

The dielectric Absorption Ratio is the ratio of the Insulation Resistance measured at 1 min divided per the Insulation Resistance measured at 30 seconds. 30 seconds after starting a test (with EnerSave™ disabled), the tester will beep, indicating the operator that the resistance value measured at 30 second now has been saved internally. 1 minute after starting a test (with EnerSave™ disabled), the tester will beep again, indicating the user that the DAR result is now computed, and change the display format to now display the DAR result.

• PI (Polarization Index)

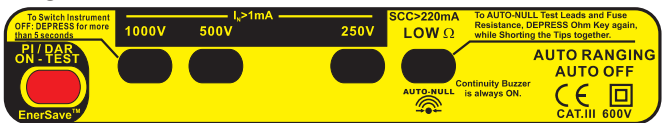
The Polarization Index or PI is the ratio of the Insulation Resistance measured at 10 minutes divided per the Insulation Resistance measured at 1minute. 10 minutes after starting a test (with EnerSave™ disabled), the tester will beep again, indicating the user that the PI result is now computed, and change the display format to now display the PI result. The tester will Auto-Stop at 10 minutes.

• Voltmeter

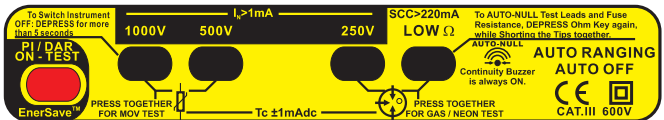
When testing insulation resistance while there is a presence of voltage (whether ACV or DCV) on the measured object, conventional insulation testers are highly susceptible to damage. With this new line of insulation testers, it has the ability to switch to voltage detection mode without damaging the once it detects the presence of voltage. It will also display the voltage finding on the LCD screen. With this new and unique function, it will allow the user to safely rule out the possibility of any presence of voltage on the measured object prior to measuring its insulation.

- Test Auto-Stop.
- Smart hold & stop on voltmeter ac/dc.
- Ener-Save™ feature to extend battery life.
- Continuity short circuit current > 220mA.
- Continuity open circuit voltage of 5Vdc.
- Nominal voltage @ 1mA on all insulation ranges.
- Accept 8 rechargeable batteries or Alkaline or normal.
- BS 16th edition.

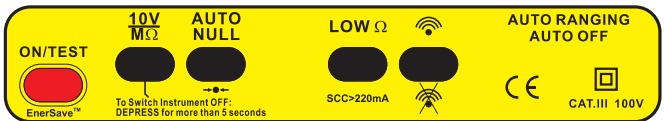
1151 IN



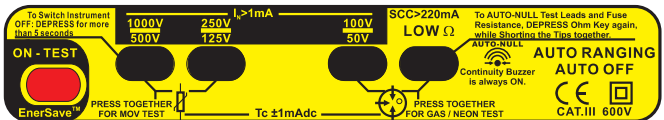
1152 MF



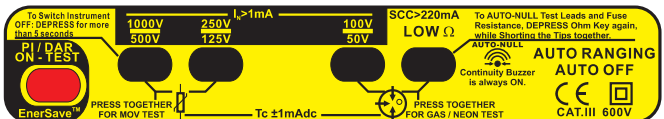
1153 AI



1154 TMF



1155 TMF



Insulation & Multifunction Tester(LCD)

SPECIFICATIONS

	1151 IN	1152 MF	1153 AI	1154 TMF	1155 TMF
Multi-Function Testers	Electrical Installations	Electrical Installations Maintenance Analysis	Auto Motive Repairs Maintenance	Electrical Installations Telecoms Maintenance	Electrical Installations Telecoms Maintenance Analysis

Insulation

Test voltage	Insulation Resistance	1151 IN	1152 MF	1153 AI	1154 TMF	1155 TMF
1000V	0.2MΩ ~ 8GΩ	•	•		•	•
500V	0.2MΩ ~ 4GΩ	•	•		•	•
250V	0.2MΩ ~ 2GΩ	•	•		•	•
125V	0.1MΩ ~ 1GΩ				•	•
100V	0.1MΩ ~ 800MΩ				•	•
50V	0.1MΩ ~ 400MΩ				•	•
10V	0.1MΩ ~ 80MΩ			•		
Accuracy		0.1MΩ~4GΩ : ±3%rdg		4GΩ~8GΩ : ±5%rdg		
PI=Polarization Index		•	•			•
DAR=Dielectric Absorption Ratio		•	•			•

Metal Oxide Varistor(MOVs) & Gas Arrester(GAS) Voltage Result @ 1mA

Test Voltage	Accuracy	1151 IN	1152 MF	1153 AI	1154 TMF	1155 TMF
5~1020V	±3%rdg±2dgt		•		•	•

Continuity Short Circuit Current > 220mA

Range	Accuracy	1151 IN	1152 MF	1153 AI	1154 TMF	1155 TMF
0.01 ~ 100Ω	±1%rdg	•	•	•	•	•
100 ~ 300Ω	±1.5%rdg	•	•	•	•	•
300~1999Ω	±2%rdg	•	•	•	•	•
Auto-Null	Up to 5Ω	•	•	•	•	•
Buzzer	Threshold Value	•	•	•	•	•
	Up to 3Ω	•	•	•	•	•

Voltmeter (Autoranging)

Range	Accuracy & Resolution	1151 IN	1152 MF	1153 AI	1154 TMF	1155 TMF
0 ~ 700Vac	±1.5% F.S. ±1V	•	•		•	•
0 ~ 950Vac	±1.5% F.S. ±1V	•	•		•	•
0 ~ 100Vac	±1.5% F.S. ±1V			•		
0 ~ 100Vdc	±1.5% F.S. ±1V			•		
Auto-Hold		•	•	•	•	•

General

Battery load current	About 300mA
L.C.D type	Large Type 2 × 16 Characters
Auto-off	Approx. 5 minutes
Fuse	Fast HBC 500mA 250V (5 × 20mm)
Operating temperature	0°C to 40°C not in full sun
Storage temperature	-10°C to 50°C
Dimensions	175(L) × 85(W) × 75(D)mm
Weight (battery included)	Approx. 655g
Power source	Alkaline 1.5V (AA) × 8
Auto discharge on all test and all ranges	√
Safety standard	EN 61010-1 CAT III 600V EN 61010-1 CAT III 100V (only 1153 AI) EN 61326-1
Accessories	Instruction manual Test leads Shoulder belt Soft pouch Batteries